


# Recognition of Solids

**Q1.** Name the solid shapes of the following objects:



a. \_\_\_\_\_ :



b. \_\_\_\_\_ :



c. \_\_\_\_\_ :



d. \_\_\_\_\_ :

**Q2.** A solid figure has 3 rectangular and 2 triangular faces and 9 edges. Identify the shape by finding the number of vertices it has.

Number of vertices = \_\_\_\_\_

Name of the solid figure: \_\_\_\_\_

**Q3.** Fill in the blanks:

- Two adjacent \_\_\_\_\_ of a solid intersect to form an edge.
- A plane surface enclosed by one or more edges is called a \_\_\_\_\_.
- Three or more edges meet at the \_\_\_\_\_.
- According to Euler's formula, \_\_\_\_\_ = \_\_\_\_\_.

**Q4.** Using Euler's formula, fill in the missing number of edges, faces and vertices in the table below:

Vertices	Faces	Edges
8	_____	12
6	5	_____
_____	1	1

**Q5.** A piece of wood is cut into the following shapes. Identify the shapes and draw their nets:

a.



Shape: \_\_\_\_\_

Net: \_\_\_\_\_

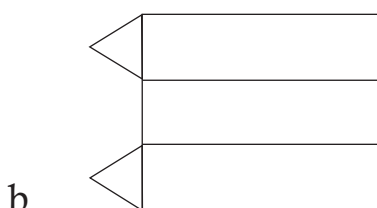
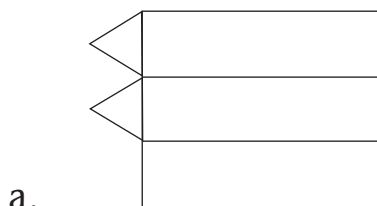
b.

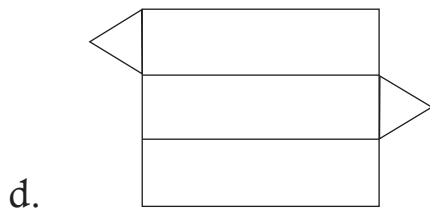
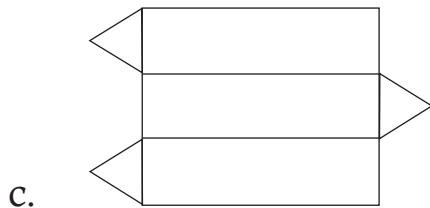


Shape: \_\_\_\_\_

Net: \_\_\_\_\_

**Q6.** Which of the following can be folded to make a triangular prism?  
Choose the correct answer.





Answer: \_\_\_\_\_

**Q7. Rakhi can cut 4 circles and 2 rectangles from a sheet of paper. Which 3-D shape can she make using two circles and a rectangle? How many such 3-D shapes can she make, if she has 5 such sheets?**

Name of the 3-D shape : \_\_\_\_\_

Number of 3-D shapes from 5 sheets : \_\_\_\_\_

**Q8. A cuboidal box is to be painted in red and white colour such that half of the faces are red and half of them are white. How many faces should be painted in red colour?**

Answer: \_\_\_\_\_

**Q9. Shivani has to decorate a cylindrical glass using a string of beads on both the top and bottom edges of the glass. If the length of the rectangle sheet used to make the cylinder is 15 cm, find the length of the string needed to decorate the glass. (Hint: Draw a net of cylinder to find the length.)**

Answer: \_\_\_\_\_

**Q10. Two locations are 10 cm apart on a map. What is the actual distance between the two places, if the scale is:**

a. 1 cm = 50 km  
Actual distance = \_\_\_\_\_

b. 1 cm = 100 km  
Actual distance = \_\_\_\_\_

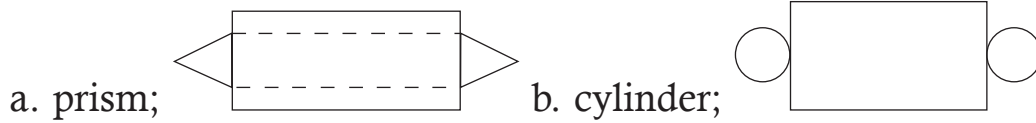
# Answers

1. a. Cone; b. Cylinder; c. Cube; d. Cuboid
2. 6; Prism
3. a. faces; b. face; c. vertex; d.  $V + F - E = 2$

4.

Vertices	Faces	Edges
8	6	12
6	5	9
2	1	1

5.



6. (d)
7. Cylinder; 10 cylinders
8. 3 faces
9. 30 cm
10. a. 500 km; b. 1000 km